



Aktien im Bereich Versorgung

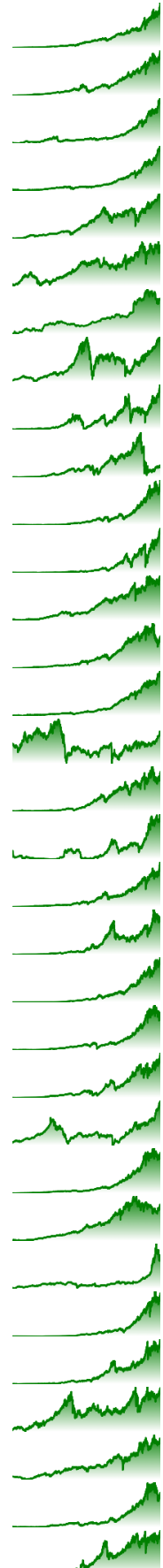
Top 100 Unternehmen (NASDAQ) sortiert nach Market-Cap
















































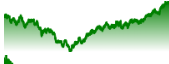




























Div. KGV


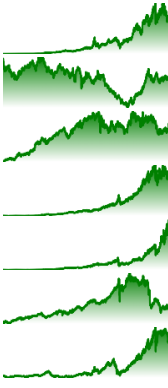






Kursentwicklung 1J, 3J, 5J, 10J

Chart 10 J

| Div. KGV | Unternehmen | 1J | 3J | 5J | 10J |
|----------|---|--------|--------|--------|--------|
| 3.3 21 | The Southern Company (SO) | +33 % | +47 % | +83 % | +206 % |
| 3.7 19 | Duke Energy Corporation (DUK) | +29 % | +18 % | +52 % | +134 % |
| 1.5 33 | Waste Management, Inc. (WM) | +32 % | +42 % | +86 % | +447 % |
| 1.1 34 | Republic Services, Inc. (RSG) | +41 % | +74 % | +143 % | +529 % |
| 7.3 11 | Enterprise Products Partners L.P. (EPD) | +19 % | +64 % | +49 % | +49 % |
| 5.7 18 | National Grid plc (NGG) | +13 % | +14 % | +60 % | +45 % |
| 0.7 25 | Constellation Energy Corporation (CEG) | +83 % | - | - | - |
| 8.0 14 | Energy Transfer LP (ET) | +38 % | +125 % | +89 % | +27 % |
| 4.4 19 | The Williams Companies, Inc. (WMB) | +34 % | +112 % | +155 % | +36 % |
| 0.2 16 | PG&E Corporation (PCG) | +11 % | +102 % | +73 % | -55 % |
| 3.6 19 | American Electric Power Company, Inc. (AEP) | +28 % | +20 % | +28 % | +165 % |
| 4.6 19 | ONEOK, Inc. (OKE) | +41 % | +102 % | +75 % | +145 % |
| 3.1 17 | Sempra (SRE) | +17 % | +32 % | +35 % | +110 % |
| 4.8 23 | Dominion Energy, Inc. (D) | +23 % | -19 % | -11 % | +22 % |
| 0.6 55 | Waste Connections, Inc. (WCN) | +33 % | +46 % | +102 % | +501 % |
| 5.5 19 | Kinder Morgan, Inc. (KMI) | +29 % | +52 % | +42 % | -15 % |
| 6.3 18 | TC Energy Corporation (TRP) | +34 % | +13 % | +24 % | +44 % |
| 0.9 10 | Cheniere Energy, Inc. (LNG) | +14 % | +122 % | +212 % | +154 % |
| 3.0 24 | Public Service Enterprise Group In... (PEG) | +38 % | +38 % | +64 % | +220 % |
| 4.0 16 | Exelon Corporation (EXC) | -2 % | +21 % | +39 % | +135 % |
| 3.4 19 | Consolidated Edison, Inc. (ED) | +17 % | +44 % | +36 % | +152 % |
| 3.7 18 | Xcel Energy Inc. (XEL) | +7 % | -6 % | +12 % | +162 % |
| 3.8 33 | Edison International (EIX) | +27 % | +65 % | +43 % | +108 % |
| 2.1 30 | Targa Resources Corp. (TRGP) | +74 % | +251 % | +363 % | +71 % |
| 3.7 21 | WEC Energy Group, Inc. (WEC) | +10 % | +2 % | +15 % | +180 % |
| 2.1 29 | American Water Works Company, Inc. (AWK) | +4 % | -18 % | +24 % | +243 % |
| 1.1 58 | Vistra Corp. (VST) | +172 % | +374 % | +284 % | - |
| 3.3 18 | DTE Energy Company (DTE) | +21 % | +12 % | +30 % | +159 % |
| 3.9 14 | Entergy Corporation (ETR) | +29 % | +21 % | +30 % | +140 % |
| 4.0 27 | FirstEnergy Corp. (FE) | +24 % | +24 % | +16 % | +95 % |
| 7.5 11 | Cheniere Energy Partners, L.P. (CQP) | +9 % | +49 % | +62 % | +196 % |
| 4.4 - | Eversource Energy (ES) | +6 % | -20 % | -3 % | +101 % |
| 3.3 28 | PPL Corporation (PPL) | +29 % | +19 % | +33 % | +56 % |



| | | | | | | |
|--------|---|--------|--------|--------|---------|---|
| 3.3 19 |  Ameren Corporation (AEE) | +7 % | -0 % | +23 % | +184 % |  |
| 3.9 19 |  Fortis Inc. (FTS) | +15 % | +6 % | +28 % | +103 % |  |
| 2.5 19 |  Atmos Energy Corporation (ATO) | +14 % | +38 % | +32 % | +227 % |  |
| 3.1 20 |  CMS Energy Corporation (CMS) | +22 % | +14 % | +25 % | +200 % |  |
| 2.0 9 |  NRG Energy, Inc. (NRG) | +131 % | +112 % | +175 % | +253 % |  |
| 1.1 20 |  Centrais Elétricas Brasileiras S.A... (EBR) | +8 % | +6 % | -17 % | +175 % |  |
| 3.1 16 |  CenterPoint Energy, Inc. (CNP) | -5 % | +5 % | +6 % | +50 % |  |
| 0.1 - |  GFL Environmental Inc. (GFL) | +23 % | +21 % | - | - |  |
| 9.2 10 |  Western Midstream Partners, LP (WES) | +58 % | +156 % | +168 % | +33 % |  |
| 3.4 23 |  Alliant Energy Corporation (LNT) | +18 % | +3 % | +29 % | +175 % |  |
| 3.3 20 |  NiSource Inc. (NI) | +26 % | +38 % | +28 % | +187 % |  |
| 4.9 14 |  Avangrid, Inc. (AGR) | +10 % | -26 % | -11 % | - |  |
| 4.4 18 |  Eversgy, Inc. (EVRG) | +9 % | -4 % | +9 % | +127 % |  |
| 1.5 19 |  Companhia de Saneamento Básico do ... (SBS) | +58 % | +210 % | +57 % | +151 % |  |
| 4.0 16 |  The AES Corporation (AES) | -0 % | -21 % | +31 % | +63 % |  |
| 5.8 - |  Brookfield Renewable Partners L.P. (BEP) | -1 % | -27 % | +53 % | +159 % |  |
| 3.3 19 |  Essential Utilities, Inc. (WTRG) | +10 % | -12 % | +2 % | +107 % |  |
| 4.9 7 |  Brookfield Renewable Corporation (BEPC) | +7 % | -22 % | - | - |  |
| 4.1 16 |  Pinnacle West Capital Corporation (PNW) | +17 % | +24 % | +13 % | +133 % |  |
| - 5 |  Korea Electric Power Corporation (KEP) | +8 % | -30 % | -33 % | -66 % |  |
| - 31 |  Fabrinet (FN) | +99 % | +140 % | +309 % | +1460 % |  |
| 4.3 19 |  OGE Energy Corp. (OGE) | +22 % | +25 % | +15 % | +62 % |  |
| - 52 |  Ciena Corporation (CIEN) | +31 % | -3 % | +28 % | +179 % |  |
| 3.9 18 |  DT Midstream, Inc. (DTM) | +54 % | +109 % | - | - |  |
| 6.3 18 |  Antero Midstream Corporation (AM) | +32 % | +103 % | +242 % | - |  |
| 6.9 15 |  Kinetik Holdings Inc. (KNTK) | +37 % | +70 % | +129 % | - |  |
| - - |  Talen Energy Corporation (TLN) | +146 % | - | - | - |  |
| 4.0 44 |  EnLink Midstream, LLC (ENLC) | +17 % | +192 % | +145 % | -35 % |  |
| - 309 |  Casella Waste Systems, Inc. (CWST) | +33 % | +54 % | +131 % | +2041 % |  |
| 8.2 6 |  Companhia Energética de Minas Gera... (CIG) | +29 % | +71 % | +17 % | -29 % |  |
| 3.2 19 |  IDACORP, Inc. (IDA) | +12 % | +3 % | +9 % | +145 % |  |
| 3.5 17 |  National Fuel Gas Company (NFG) | +15 % | +25 % | +49 % | +9 % |  |
| 6.2 8 |  UGI Corporation (UGI) | +12 % | -41 % | -39 % | -2 % |  |
| 3.5 28 |  Southwest Gas Holdings, Inc. (SWX) | +17 % | +9 % | -6 % | +84 % |  |
| 4.3 16 |  Portland General Electric Company (POR) | +12 % | +2 % | +0 % | +95 % |  |
| 2.8 9 |  Ultrapar Participações S.A. (UGP) | +22 % | +59 % | +28 % | -55 % |  |
| 3.8 19 |  New Jersey Resources Corporation (NJR) | +9 % | +34 % | +20 % | +140 % |  |
| 0.6 34 |  Ormat Technologies, Inc. (ORA) | -2 % | +11 % | +3 % | +193 % |  |

| | | | | | | |
|--------|---|-------|-------|-------|--------|--|
| 4.5 14 |  Black Hills Corporation (BKH) | +8 % | -11 % | -11 % | +52 % |  |
| 8.7 5 |  Enel Chile S.A. (ENIC) | -7 % | +44 % | -7 % | - | |
| 4.0 17 |  ONE Gas, Inc. (OGS) | -6 % | +2 % | -14 % | +141 % | |
| 4.7 16 |  Spire Inc. (SR) | +15 % | +3 % | -4 % | +90 % | |
| 2.1 12 |  Otter Tail Corporation (OTTR) | +8 % | +77 % | +99 % | +324 % | |
| 4.9 33 |  Algonquin Power & Utilities Corp. (AQN) | -19 % | -59 % | -46 % | +9 % | |
| 3.8 45 |  TXNM Energy, Inc. (TXNM) | -4 % | -8 % | -7 % | +109 % | |
