
























































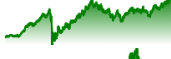



















































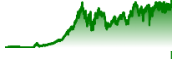











Aktien im Bereich

Immobilien

Top 100 Unternehmen (NASDAQ) sortiert nach Market-Cap

Div.	KGV		Kursentwicklung 1J, 3J, 5J, 10J				Chart 10 J
3.1	41	Prologis, Inc. (PLD)	+5 %	-1 %	+66 %	+298 %	
3.0	41	American Tower Corporation (AMT)	+29 %	-16 %	+10 %	+177 %	
2.0	76	Equinix, Inc. (EQIX)	+12 %	+5 %	+63 %	+389 %	
2.3	107	Welltower Inc. (WELL)	+45 %	+48 %	+53 %	+167 %	
0.7	82	Brookfield Corporation (BN)	+44 %	+7 %	+77 %	+211 %	
3.8	30	Public Storage (PSA)	+22 %	+15 %	+51 %	+166 %	
5.3	56	Realty Income Corporation (O)	+12 %	-1 %	+7 %	+116 %	
5.2	20	Simon Property Group, Inc. (SPG)	+45 %	+45 %	+38 %	+48 %	
3.3	43	Digital Realty Trust, Inc. (DLR)	+27 %	+4 %	+44 %	+230 %	
5.7	40	Crown Castle Inc. (CCI)	+17 %	-36 %	-7 %	+107 %	
3.9	46	Extra Space Storage Inc. (EXR)	+37 %	+6 %	+64 %	+339 %	
5.2	12	VICI Properties Inc. (VICI)	+13 %	+23 %	+94 %	-	
2.6	139	Iron Mountain Incorporated (IRM)	+92 %	+171 %	+352 %	+517 %	
3.2	36	AvalonBay Communities, Inc. (AVB)	+25 %	+6 %	+23 %	+94 %	
3.8	29	Equity Residential (EQR)	+17 %	-3 %	+4 %	+76 %	
3.1	-	Ventas, Inc. (VTR)	+45 %	+16 %	-1 %	+24 %	
1.8	46	SBA Communications Corporation (SBAC)	+0 %	-37 %	-12 %	+112 %	
2.7	29	Weyerhaeuser Company (WY)	-4 %	+2 %	+45 %	+31 %	
10.6-		AGNC Investment Corp. (AGNCN)	+12 %	+28 %	+49 %	-	
4.5	142	Alexandria Real Estate Equities, Inc. (ARE)	+3 %	-38 %	-10 %	+97 %	
10.0-		AGNC Investment Corp. (AGNCM)	+20 %	+22 %	+43 %	-	
-	-	Lineage, Inc. (LINE)	-	-	-	-	
6.6	-	AGNC Investment Corp. (AGNCO)	+14 %	+19 %	-	-	
6.3	-	AGNC Investment Corp. (AGNCP)	+22 %	+19 %	-	-	
8.1	-	AGNC Investment Corp. (AGNCL)	+18 %	-	-	-	
3.4	35	Essex Property Trust, Inc. (ESS)	+25 %	-1 %	+6 %	+102 %	
3.8	35	Mid-America Apartment Communities,... (MAA)	+11 %	-11 %	+42 %	+200 %	
2.9	248	Sun Communities, Inc. (SUI)	+13 %	-28 %	+1 %	+224 %	
4.3	41	Kimco Realty Corporation (KIM)	+24 %	+19 %	+47 %	+53 %	
5.6	45	Healthpeak Properties, Inc. (DOC)	+13 %	-30 %	-21 %	-7 %	
2.7	39	American Homes 4 Rent (AMH)	+12 %	+1 %	+65 %	+147 %	
4.1	102	UDR, Inc. (UDR)	+13 %	-12 %	+5 %	+98 %	
6.2	17	Gaming and Leisure Properties, Inc. (GLPI)	+15 %	+23 %	+74 %	+180 %	

2.7	37		Equity LifeStyle Properties, Inc. (ELS)	+9 %	-8 %	+16 %	+296 %	
3.4	33		Camden Property Trust (CPT)	+17 %	-10 %	+32 %	+137 %	
3.8	34		Regency Centers Corporation (REG)	+19 %	+22 %	+30 %	+74 %	
6.1	22		W. P. Carey Inc. (WPC)	-3 %	-12 %	-12 %	+54 %	
4.4	24		Lamar Advertising Company (LAMR)	+46 %	+27 %	+92 %	+273 %	
-	40		New Oriental Education & Technolog... (EDU)	+38 %	+286 %	-32 %	+229 %	
4.9	16		Host Hotels & Resorts, Inc. (HST)	+10 %	+19 %	+19 %	+6 %	
5.6	66		BXP, Inc. (BXP)	+18 %	-29 %	-31 %	-15 %	
3.3	42		Rexford Industrial Realty, Inc. (REXR)	+2 %	-12 %	+29 %	+338 %	
4.2	27		CubeSmart (CUBE)	+24 %	+8 %	+69 %	+274 %	
13.0-			Annaly Capital Management, Inc. (NLY)	+20 %	-12 %	+6 %	+42 %	
7.1	28		Omega Healthcare Investors, Inc. (OHI)	+34 %	+42 %	+45 %	+115 %	
3.9	33		Federal Realty Investment Trust (FRT)	+23 %	+10 %	+6 %	+29 %	
2.8	38		EastGroup Properties, Inc. (EGP)	+7 %	+12 %	+65 %	+276 %	
3.2	314		InvenTrust Properties Corp. (IVT)	+27 %	+2151 %	+102 %	-45 %	
5.1	20		NNN REIT, Inc. (NNN)	+23 %	+12 %	+5 %	+91 %	
3.1	-		Americold Realty Trust, Inc. (COLD)	-6 %	-15 %	-10 %	-	
14.3	27		AGNC Investment Corp. (AGNC)	+25 %	-7 %	+14 %	+45 %	
4.2	27		Brixmor Property Group Inc. (BRX)	+26 %	+30 %	+76 %	+77 %	
2.7	25		First Industrial Realty Trust, Inc. (FR)	+11 %	+5 %	+58 %	+280 %	
4.2	40		Agree Realty Corporation (ADC)	+22 %	+9 %	+20 %	+266 %	
3.7	38		STAG Industrial, Inc. (STAG)	+18 %	+6 %	+66 %	+177 %	
9.7	18		Starwood Property Trust, Inc. (STWD)	+12 %	+3 %	+35 %	+112 %	
7.1	-		Healthcare Realty Trust Incorporated (HR)	+11 %	-31 %	-32 %	+12 %	
-	356		Vornado Realty Trust (VNO)	+54 %	-16 %	-33 %	-39 %	
4.3	18		Ryman Hospitality Properties, Inc. (RHP)	+27 %	+44 %	+38 %	+195 %	
8.8	10		Rithm Capital Corp. (RITM)	+31 %	+61 %	+29 %	+170 %	
4.2	-		Kite Realty Group Trust (KRG)	+19 %	+50 %	+113 %	+66 %	
-	113		TAL Education Group (TAL)	+33 %	+73 %	-73 %	+60 %	
3.9	25		Essential Properties Realty Trust,... (EPRT)	+33 %	+10 %	+69 %	-	
3.3	-		Independence Realty Trust, Inc. (IRT)	+27 %	+8 %	+74 %	+235 %	
3.9	29		Rayonier Inc. (RYN)	+1 %	-11 %	+31 %	+25 %	
6.7	-		Regency Centers Corporation (REGCP)	-	-	-	-	
4.1	47		CareTrust REIT, Inc. (CTRE)	+49 %	+48 %	+54 %	+550 %	
3.4	71		Phillips Edison & Company, Inc. (PECO)	+6 %	+31 %	-	-	
4.7	70		Cousins Properties Incorporated (CUZ)	+31 %	-20 %	-2 %	+6 %	
4.7	-		SL Green Realty Corp. (SLG)	+114 %	+11 %	+13 %	-6 %	
-	19		Grand Canyon Education, Inc. (LOPE)	+28 %	+65 %	+9 %	+219 %	

6.6	-		Regency Centers Corporation (REGCO)	-	-	-	-	
6.5	20		Kilroy Realty Corporation (KRC)	+4 %	-41 %	-47 %	-24 %	
7.4	70		Sabra Health Care REIT, Inc. (SBRA)	+46 %	+28 %	+13 %	+28 %	
5.3	14		HA Sustainable Infrastructure Capi... (HASI)	+67 %	-36 %	+44 %	+269 %	
-	-		Howard Hughes Holdings Inc. (HHH)	-0 %	-16 %	-42 %	-53 %	
-	18		Stride, Inc. (LRN)	+102 %	+143 %	+188 %	+324 %	
6.7	16		Apple Hospitality REIT, Inc. (APLE)	+5 %	+15 %	+10 %	-	
1.0	48		The St. Joe Company (JOE)	-2 %	+38 %	+235 %	+182 %	
7.7	18		EPR Properties (EPR)	+11 %	+15 %	-22 %	+44 %	
6.3	22		Highwoods Properties, Inc. (HIW)	+52 %	-16 %	-4 %	+23 %	
0.9	25		Graham Holdings Company (GHC)	+31 %	+27 %	+11 %	+94 %	
6.7	21		Broadstone Net Lease, Inc. (BNL)	+18 %	-20 %	-	-	
4.5	90		PotlatchDeltic Corporation (PCH)	-7 %	+2 %	+45 %	+68 %	
5.2	24		National Storage Affiliates Trust (NSA)	+40 %	-11 %	+64 %	-	
4.8	25		National Health Investors, Inc. (NHI)	+58 %	+46 %	+23 %	+107 %	
4.1	-		COPT Defense Properties (CDP)	+20 %	+14 %	+23 %	+54 %	
3.4	2		SITE Centers Corp. (SITC)	+398 %	+361 %	+437 %	+252 %	
4.5	-		The Macerich Company (MAC)	+34 %	+11 %	-32 %	-60 %	
3.9	31		Tanger Inc. (SKT)	+24 %	+97 %	+147 %	+33 %	
10.7-	-		Blackstone Mortgage Trust, Inc. (BXMT)	-4 %	-25 %	-18 %	+52 %	
12.2-	-		Medical Properties Trust, Inc. (MPW)	-27 %	-67 %	-60 %	-26 %	