



Aktien im Bereich

Gesundheitswesen

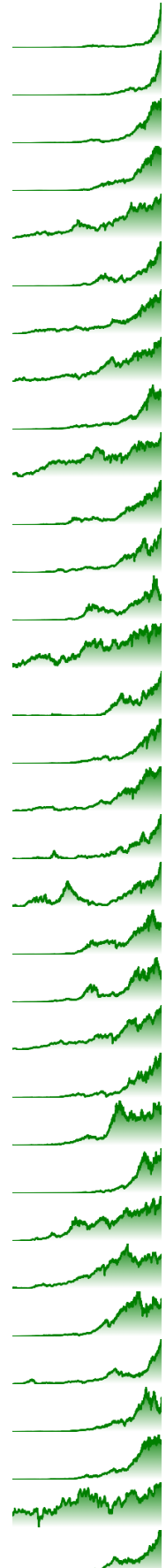
Top 100 Unternehmen (NASDAQ) sortiert nach Market-Cap













































































Div. KGV
























































Kursentwicklung 1J, 3J, 5J, 10J

Chart 10 J

Div. KGV	Unternehmen	1J	3J	5J	10J
0.6 114	Eli Lilly and Company (LLY)	+73 %	+249 %	+778 %	+1705 %
1.1 45	Novo Nordisk A/S (NVO)	+48 %	+167 %	+463 %	+618 %
1.5 38	UnitedHealth Group Incorporated (UNH)	+19 %	+43 %	+154 %	+706 %
3.1 24	Johnson & Johnson (JNJ)	-6 %	-3 %	+38 %	+104 %
3.2 65	AbbVie Inc. (ABBV)	+34 %	+82 %	+263 %	+430 %
2.7 21	Merck & Co., Inc. (MRK)	+7 %	+58 %	+61 %	+174 %
1.8 41	AstraZeneca PLC (AZN)	+25 %	+52 %	+114 %	+232 %
3.3 23	Novartis AG (NVS)	+17 %	+36 %	+56 %	+108 %
2.0 35	Abbott Laboratories (ABT)	+8 %	-7 %	+41 %	+216 %
4.4 21	Philip Morris International Inc. (PM)	+33 %	+35 %	+84 %	+131 %
2.8 56	Amgen Inc. (AMGN)	+25 %	+53 %	+82 %	+220 %
- 82	Intuitive Surgical, Inc. (ISRG)	+65 %	+39 %	+190 %	+811 %
5.9-	Pfizer Inc. (PFE)	-18 %	-36 %	+4 %	+52 %
3.8 29	Sanofi (SNY)	+6 %	+16 %	+53 %	+49 %
- 31	Regeneron Pharmaceuticals, Inc. (REGN)	+48 %	+82 %	+295 %	+240 %
1.0 38	Stryker Corporation (SYK)	+23 %	+30 %	+63 %	+365 %
1.2 19	Elevance Health, Inc. (ELV)	+20 %	+48 %	+111 %	+448 %
- -	Vertex Pharmaceuticals Incorporated (VRTX)	+39 %	+141 %	+155 %	+419 %
- 64	Boston Scientific Corporation (BSX)	+54 %	+73 %	+83 %	+522 %
3.4 31	Medtronic plc (MDT)	+7 %	-29 %	-7 %	+67 %
4.9-	Bristol-Myers Squibb Company (BMY)	-17 %	-20 %	+24 %	+33 %
0.7 18	HCA Healthcare, Inc. (HCA)	+42 %	+57 %	+213 %	+479 %
1.7 27	The Cigna Group (CI)	+29 %	+71 %	+123 %	+289 %
4.1 90	Gilead Sciences, Inc. (GILD)	+1 %	+14 %	+41 %	+0 %
7.7 9	Altria Group, Inc. (MO)	+32 %	+35 %	+65 %	+124 %
3.7 14	GSK plc (GSK)	+23 %	+12 %	+28 %	+45 %
0.9 36	Zoetis Inc. (ZTS)	+2 %	-9 %	+50 %	+472 %
8.3-	British American Tobacco p.l.c. (BTI)	+25 %	+24 %	+47 %	+14 %
0.5 25	McKesson Corporation (MCK)	+32 %	+175 %	+290 %	+205 %
2.2 49	3M Company (MMM)	+58 %	-12 %	+14 %	+48 %
1.6 47	Becton, Dickinson and Company (BDX)	-13 %	-0 %	+3 %	+137 %
0.3 45	Alcon Inc. (ALC)	+17 %	+34 %	+55 %	-
0.9 26	Cencora, Inc. (COR)	+34 %	+104 %	+190 %	+259 %



4.045	 Takeda Pharmaceutical Company Limited (TAK)	-4 %	-13 %	-14 %	-37 %	
- 31	 IQVIA Holdings Inc. (IQV)	+12 %	-7 %	+53 %	+327 %	
1.025	 Humana Inc. (HUM)	-28 %	-13 %	+22 %	+206 %	
- 27	 Edwards Lifesciences Corporation (EW)	-10 %	-41 %	-7 %	+322 %	
- 15	 Centene Corporation (CNC)	+23 %	+19 %	+65 %	+314 %	
- 49	 IDEXX Laboratories, Inc. (IDXX)	+1 %	-27 %	+76 %	+664 %	
0.125	 GE HealthCare Technologies Inc. (GEHC)	+24 %	-	-	-	
- -	 Alnylam Pharmaceuticals, Inc. (ALNY)	+46 %	+34 %	+226 %	+294 %	
0.933	 ResMed Inc. (RMD)	+40 %	-17 %	+75 %	+404 %	
- -	 Moderna, Inc. (MRNA)	-18 %	-78 %	+548 %	-	
- -	 argenx SE (ARGX)	+6 %	+71 %	+282 %	-	
- 46	 DexCom, Inc. (DXCM)	-31 %	-41 %	+83 %	+565 %	
- 25	 Biogen Inc. (BIIB)	-23 %	-42 %	-14 %	-42 %	
1.932	 Cardinal Health, Inc. (CAH)	+30 %	+127 %	+196 %	+102 %	
- 37	 ICON Public Limited Company (ICLR)	+28 %	+33 %	+105 %	+508 %	
- -	 Koninklijke Philips N.V. (PHG)	+31 %	-32 %	-34 %	+17 %	
1.041	 STERIS plc (STE)	+5 %	+6 %	+59 %	+374 %	
0.923	 Zimmer Biomet Holdings, Inc. (ZBH)	-7 %	-21 %	-15 %	+23 %	
0.343	 West Pharmaceutical Services, Inc. (WST)	-23 %	-32 %	+109 %	+624 %	
- -	 Illumina, Inc. (ILMN)	-21 %	-74 %	-54 %	-21 %	
- -	 Teva Pharmaceutical Industries Lim... (TEVA)	+92 %	+93 %	+172 %	-62 %	
- -	 BeiGene, Ltd. (BGNE)	+1 %	-31 %	+31 %	-	
- 19	 Molina Healthcare, Inc. (MOH)	+13 %	+35 %	+152 %	+734 %	
- -	 BioNTech SE (BNTX)	-25 %	-76 %	-	-	
1.342	 Labcorp Holdings Inc. (LH)	+8 %	-11 %	+62 %	+158 %	
- 28	 Hologic, Inc. (HOLX)	+10 %	+6 %	+61 %	+220 %	
0.056	 The Cooper Companies, Inc. (COO)	+2 %	-14 %	+12 %	+133 %	
3.2-	 Baxter International Inc. (BAX)	-11 %	-49 %	-55 %	+5 %	
- 41	 Align Technology, Inc. (ALGN)	-31 %	-65 %	+35 %	+336 %	
- 22	 Genmab A/S (GMAB)	-25 %	-42 %	+32 %	+557 %	
- 68	 BioMarin Pharmaceutical Inc. (BMRN)	+0 %	+17 %	+16 %	+30 %	
2.020	 Quest Diagnostics Incorporated (DGX)	+17 %	+6 %	+64 %	+198 %	
3.118	 Royalty Pharma plc (RPRX)	-4 %	-25 %	-	-	
- -	 Natera, Inc. (NTRA)	+139 %	+24 %	+330 %	-	
0.417	 Universal Health Services, Inc. (UHS)	+78 %	+52 %	+57 %	+110 %	
- 6	 Tenet Healthcare Corporation (THC)	+120 %	+123 %	+649 %	+162 %	
- 44	 Neurocrine Biosciences, Inc. (NBIX)	+39 %	+58 %	+47 %	+830 %	
- 15	 United Therapeutics Corporation (UTHR)	+41 %	+58 %	+292 %	+244 %	

4.1-	 Viatris Inc. (VTRS)	+8 %	-10 %	-31 %	-72 %	
0.621	 Dr. Reddy's Laboratories Limited (RDY)	+15 %	+35 %	+143 %	+90 %	
- 35	 Insulet Corporation (PODD)	-7 %	-36 %	+27 %	+437 %	
2.543	 Smith & Nephew plc (SNN)	+14 %	-14 %	-27 %	+8 %	
- -	 Insmed Incorporated (INSM)	+247 %	+227 %	+351 %	+455 %	
- 178	 Sarepta Therapeutics, Inc. (SRPT)	+20 %	+71 %	+11 %	+497 %	
- 16	 DaVita Inc. (DVA)	+49 %	+13 %	+164 %	+104 %	
- 36	 Medpace Holdings, Inc. (MEDP)	+53 %	+116 %	+378 %	-	
- 152	 Incyte Corporation (INCY)	-3 %	-18 %	-26 %	+19 %	
0.471	 Bio-Techne Corporation (TECH)	-7 %	-36 %	+57 %	+233 %	
0.643	 Teleflex Incorporated (TFX)	+9 %	-36 %	-34 %	+137 %	
3.419	 Fresenius Medical Care AG (FMS)	-20 %	-50 %	-36 %	-35 %	
- -	 Exact Sciences Corporation (EXAS)	-31 %	-37 %	-50 %	+220 %	
- -	 Catalent, Inc. (CTLT)	+35 %	-51 %	+6 %	+189 %	
- 133	 Qiagen N.V. (QGEN)	+12 %	-8 %	+38 %	+99 %	
- 24	 Charles River Laboratories Interna... (CRL)	+1 %	-52 %	+54 %	+238 %	
1.039	 UL Solutions Inc. (ULS)	-	-	-	-	
- -	 Legend Biotech Corporation (LEGN)	-15 %	+46 %	-	-	
- 25	 Solvium Corporation (SOLV)	-	-	-	-	
- 349	 Globus Medical, Inc. (GMED)	+27 %	-11 %	+39 %	+277 %	
0.822	 Encompass Health Corporation (EHC)	+29 %	+47 %	+92 %	+230 %	
- 26	 Henry Schein, Inc. (HSIC)	-9 %	-10 %	+12 %	+49 %	
- -	 Vaxcyte, Inc. (PCVX)	+66 %	+193 %	-	-	
0.329	 Chemed Corporation (CHE)	+15 %	+27 %	+35 %	+485 %	
- -	 Summit Therapeutics Inc. (SMMT)	+544 %	+60 %	+799 %	-	
- 2	 Roivant Sciences Ltd. (ROIV)	+7 %	+13 %	-	-	
- -	 Repligen Corporation (RGEN)	-9 %	-43 %	+58 %	+624 %	
- -	 BrightSpring Health Services, Inc. (BTSGU)	-	-	-	-	