



Aktien im Bereich Finanzwerte

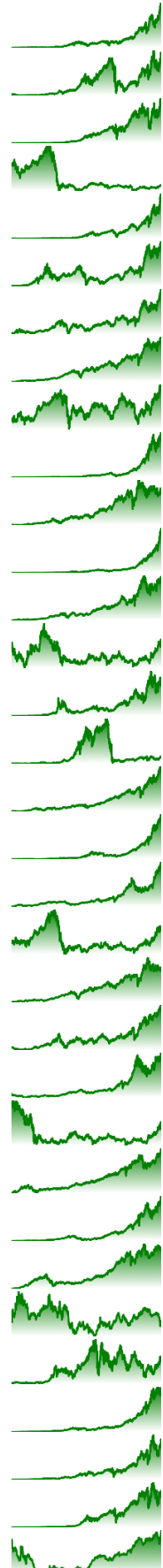
Top 100 Unternehmen (NASDAQ) sortiert nach Market-Cap













































































Div. KGV
























































Kursentwicklung 1J, 3J, 5J, 10J

Chart 10 J

Div. KGV	Unternehmen	1J	3J	5J	10J
2.2 12	JPMorgan Chase & Co. (JPM)	+48 %	+48 %	+128 %	+390 %
2.7 14	Bank of America Corporation (BAC)	+38 %	+3 %	+63 %	+212 %
2.9 11	Wells Fargo & Company (WFC)	+34 %	+23 %	+40 %	+45 %
5.1 8	Lloyds Banking Group plc (LYG)	+51 %	+47 %	+52 %	-10 %
1.1 19	American Express Company (AXP)	+59 %	+59 %	+117 %	+231 %
3.7 17	Morgan Stanley (MS)	+23 %	+10 %	+195 %	+307 %
2.4 16	The Goldman Sachs Group, Inc. (GS)	+59 %	+35 %	+182 %	+252 %
3.7 14	Royal Bank of Canada (RY)	+28 %	+20 %	+80 %	+116 %
7.1 7	HSBC Holdings plc (HSBC)	+25 %	+89 %	+55 %	+43 %
0.7 47	S&P Global Inc. (SPGI)	+29 %	+13 %	+97 %	+586 %
2.3 19	HDFC Bank Limited (HDB)	-5 %	-20 %	+13 %	+157 %
0.2 20	The Progressive Corporation (PGR)	+76 %	+154 %	+239 %	+1126 %
2.3 22	BlackRock, Inc. (BLK)	+33 %	+4 %	+133 %	+250 %
2.7 12	Mitsubishi UFJ Financial Group, Inc. (MUFG)	+41 %	+90 %	+118 %	+81 %
1.5 27	The Charles Schwab Corporation (SCHW)	+11 %	-6 %	+87 %	+166 %
3.5 17	Citigroup Inc. (C)	+51 %	-3 %	+15 %	+60 %
1.3 12	Chubb Limited (CB)	+39 %	+55 %	+93 %	+221 %
1.5 28	Marsh & McLennan Companies, Inc. (MMC)	+19 %	+50 %	+143 %	+408 %
0.6 28	KKR & Co. Inc. (KKR)	+103 %	+93 %	+411 %	+582 %
1.2 62	UBS Group AG (UBS)	+33 %	+95 %	+242 %	+140 %
5.0 14	The Toronto-Dominion Bank (TD)	+0 %	-1 %	+34 %	+69 %
0.9 19	ICICI Bank Limited (IBN)	+24 %	+53 %	+149 %	+211 %
2.5 51	Blackstone Inc. (BX)	+43 %	+33 %	+236 %	+580 %
2.7 12	Sumitomo Mitsui Financial Group, Inc. (SMFG)	+59 %	+98 %	+110 %	+69 %
1.2 39	Intercontinental Exchange, Inc. (ICE)	+40 %	+39 %	+80 %	+379 %
0.7 46	Moody's Corporation (MCO)	+43 %	+26 %	+124 %	+468 %
2.2 23	CME Group Inc. (CME)	+7 %	+15 %	+16 %	+322 %
- 16	Airbnb, Inc. (ABNB)	-9 %	-19 %	-	-
4.4 6	Banco Santander, S.A. (SAN)	+29 %	+42 %	+39 %	-29 %
0.8 27	Aon plc (AON)	+5 %	+21 %	+78 %	+327 %
3.8 14	The PNC Financial Services Group, ... (PNC)	+46 %	+3 %	+62 %	+183 %
4.6 14	U.S. Bancorp (USB)	+23 %	-13 %	+1 %	+44 %
- 45	Nu Holdings Ltd. (NU)	+97 %	-	-	-



2.6 10	 Itaú Unibanco Holding S.A. (ITUB)	+36 %	+67 %	+22 %	+36 %	
1.7 12	 Apollo Global Management, Inc. (APO)	+43 %	+105 %	+287 %	+703 %	
0.8 56	 Arthur J. Gallagher & Co. (AJG)	+31 %	+108 %	+237 %	+658 %	
5.3 14	 Bank of Montreal (BMO)	+7 %	-3 %	+52 %	+70 %	
7.0 8	 ING Groep N.V. (ING)	+33 %	+69 %	+145 %	+117 %	
7.6 6	 Banco Bilbao Vizcaya Argentaria, S.A. (BBVA)	+41 %	+87 %	+184 %	+40 %	
1.9 11	 Aflac Incorporated (AFL)	+42 %	+96 %	+125 %	+336 %	
6.6 11	 The Bank of Nova Scotia (BNS)	+9 %	-12 %	+22 %	+18 %	
4.9 -	 Truist Financial Corporation (TFC)	+55 %	-12 %	+14 %	+68 %	
3.4 11	 Mizuho Financial Group, Inc. (MFG)	+37 %	+45 %	+44 %	+11 %	
1.8 13	 Capital One Financial Corporation (COF)	+35 %	-14 %	+76 %	+109 %	
3.0 20	 MetLife, Inc. (MET)	+22 %	+31 %	+90 %	+115 %	
- 36	 Coinbase Global, Inc. (COIN)	+172 %	-18 %	-	-	
5.1 11	 Canadian Imperial Bank of Commerce (CM)	+40 %	+4 %	+82 %	+83 %	
2.0 14	 The Travelers Companies, Inc. (TRV)	+35 %	+45 %	+65 %	+193 %	
2.9 16	 The Bank of New York Mellon Corpor... (BK)	+54 %	+34 %	+79 %	+118 %	
2.1 16	 The Allstate Corporation (ALL)	+71 %	+45 %	+96 %	+266 %	
2.2 14	 American International Group, Inc. (AIG)	+29 %	+46 %	+54 %	+71 %	
4.5 15	 Manulife Financial Corporation (MFC)	+46 %	+52 %	+99 %	+99 %	
2.5 75	 Ares Management Corporation (ARES)	+53 %	+120 %	+492 %	+1185 %	
3.0 9	 Barclays PLC (BCS)	+67 %	+34 %	+109 %	+10 %	
1.4 15	 Ameriprise Financial, Inc. (AMP)	+32 %	+68 %	+270 %	+342 %	
5.7 21	 Banco Santander (Brasil) S.A. (BSBR)	+13 %	-11 %	-25 %	+45 %	
4.6 15	 Prudential Financial, Inc. (PRU)	+30 %	+25 %	+78 %	+95 %	
1.4 41	 Nasdaq, Inc. (NDAQ)	+37 %	+15 %	+127 %	+482 %	
- 7	 Arch Capital Group Ltd. (ACGL)	+38 %	+145 %	+156 %	+455 %	
5.0 8	 NatWest Group plc (NWG)	+72 %	+90 %	+171 %	+16 %	
- 10	 Rocket Companies, Inc. (RKT)	+76 %	+13 %	-	-	
6.8 -	 Huntington Bancshares Incorporated (HBANL)	+14 %	-	-	-	
0.5 62	 Equifax Inc. (EFX)	+54 %	+14 %	+111 %	+314 %	
1.7 38	 CBRE Group, Inc. (CBRE)	+36 %	+20 %	+114 %	+252 %	
6.0 30	 Huntington Bancshares Incorporated (HBANM)	+30 %	+9 %	-	-	
2.1 12	 Discover Financial Services (DFS)	+49 %	+9 %	+86 %	+171 %	
1.7 12	 The Hartford Financial Services Gr... (HIG)	+58 %	+75 %	+110 %	+283 %	
3.2 9	 Deutsche Bank Aktiengesellschaft (DB)	+49 %	+35 %	+138 %	-46 %	
4.6 14	 Sun Life Financial Inc. (SLF)	+12 %	+12 %	+57 %	+101 %	
0.3 11	 First Citizens BancShares, Inc. (FCNCA)	+48 %	+145 %	+365 %	+867 %	
5.5 13	 Banco Bradesco S.A. (BBD)	-0 %	-24 %	-54 %	-60 %	

0.529	 Brown & Brown, Inc. (BRO)	+44 %	+84 %	+190 %	+607 %	
2.811	 ORIX Corporation (IX)	+34 %	+28 %	+67 %	+51 %	
1.327	 Willis Towers Watson Public Limite... (WTW)	+45 %	+36 %	+52 %	+202 %	
3.513	 Fifth Third Bancorp (FITB)	+65 %	+21 %	+92 %	+185 %	
0.357	 Tradeweb Markets Inc. (TW)	+41 %	+35 %	+164 %	-	
3.312	 M&T Bank Corporation (MTB)	+32 %	+31 %	+29 %	+77 %	
6.224	 Huntington Bancshares Incorporated (HBANP)	+20 %	-14 %	-	-	
4.0105	 Blue Owl Capital Inc. (OWL)	+70 %	+54 %	-	-	
5.612	 Banco Bradesco S.A. (BBDO)	-0 %	-21 %	-54 %	-76 %	
3.915	 State Street Corporation (STT)	+23 %	+2 %	+88 %	+51 %	
4.613	 T. Rowe Price Group, Inc. (TROW)	+5 %	-42 %	+20 %	+96 %	
1.613	 Raymond James Financial, Inc. (RJF)	+13 %	+34 %	+145 %	+284 %	
3.78	 KB Financial Group Inc. (KB)	+63 %	+40 %	+95 %	+56 %	
1.251	 Rollins, Inc. (ROL)	+21 %	+32 %	+131 %	+526 %	
2.414	 Prudential plc (PUK)	-30 %	-55 %	-36 %	-47 %	
1.128	 Cboe Global Markets, Inc. (CBOE)	+36 %	+70 %	+81 %	+377 %	
0.615	 W. R. Berkley Corporation (WRB)	+43 %	+85 %	+96 %	+412 %	
1.147	 Erie Indemnity Company (ERIE)	+70 %	+191 %	+136 %	+690 %	
3.245	 Invitation Homes Inc. (INVH)	+9 %	-3 %	+40 %	-	
3.87	 Shinhan Financial Group Co., Ltd. (SHG)	+61 %	+27 %	+26 %	-19 %	
2.510	 Cincinnati Financial Corporation (CINF)	+28 %	+16 %	+35 %	+266 %	
4.513	 Huntington Bancshares Incorporated (HBAN)	+30 %	+8 %	+35 %	+111 %	
- 10	 Markel Group Inc. (MKL)	+4 %	+22 %	+35 %	+142 %	
4.712	 Regions Financial Corporation (RF)	+16 %	+22 %	+85 %	+202 %	
4.116	 Citizens Financial Group, Inc. (CFG)	+54 %	+9 %	+58 %	-	
2.27	 Synchrony Financial (SYF)	+45 %	-1 %	+59 %	+134 %	
0.4-	 TransUnion (TRU)	+22 %	-20 %	+14 %	-	
3.715	 Principal Financial Group, Inc. (PFG)	+5 %	+30 %	+75 %	+113 %	