


















































































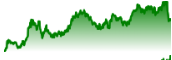























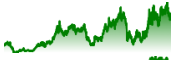



























## Aktien im Bereich

# Energie

Top 100 Unternehmen (NASDAQ) sortiert nach Market-Cap

Div.	KGV		Kursentwicklung 1J, 3J, 5J, 10J				Chart 10 J
3.2	14	Exxon Mobil Corporation (XOM)	+13 %	+138 %	+118 %	+83 %	
4.4	15	Chevron Corporation (CVX)	-5 %	+65 %	+55 %	+75 %	
3.8	13	Shell plc (SHEL)	+24 %	+103 %	+58 %	+52 %	
5.0	8	TotalEnergies SE (TTE)	+18 %	+86 %	+93 %	+93 %	
5.8	18	BHP Group Limited (BHP)	-0 %	-4 %	+48 %	+34 %	
2.8	12	ConocoPhillips (COP)	-2 %	+129 %	+148 %	+92 %	
13.96		Petróleo Brasileiro S.A. - Petrobras (PBR)	+30 %	+263 %	+225 %	+148 %	
5.6	13	BP p.l.c. (BP)	-1 %	+58 %	+21 %	+27 %	
6.9	20	Enbridge Inc. (ENB)	+17 %	+20 %	+58 %	+30 %	
4.8	8	Equinor ASA (EQNR)	-0 %	+67 %	+127 %	+66 %	
4.2	14	Canadian Natural Resources Limited (CNQ)	+26 %	+173 %	+317 %	+170 %	
2.8	10	EOG Resources, Inc. (EOG)	+3 %	+130 %	+108 %	+57 %	
2.4	15	Schlumberger Limited (SLB)	-21 %	+74 %	+49 %	-46 %	
1.8	9	Marathon Petroleum Corporation (MPC)	+28 %	+237 %	+348 %	+436 %	
3.3	12	Phillips 66 (PSX)	+25 %	+121 %	+72 %	+130 %	
6.6	12	Eni S.p.A. (E)	+12 %	+62 %	+52 %	+16 %	
3.8	10	Suncor Energy Inc. (SU)	+33 %	+156 %	+79 %	+50 %	
1.6	15	Occidental Petroleum Corporation (OXY)	-8 %	+146 %	+40 %	-19 %	
2.9	8	Valero Energy Corporation (VLO)	+17 %	+161 %	+133 %	+311 %	
8.2	10	MPLX LP (MPLX)	+33 %	+101 %	+161 %	+51 %	
1.3	16	Hess Corporation (HES)	-10 %	+114 %	+133 %	+62 %	
2.3	11	Imperial Oil Limited (IMO)	+42 %	+220 %	+256 %	+86 %	
2.3	11	Cenovus Energy Inc. (CVE)	+4 %	+168 %	+159 %	-22 %	
5.5	10	Diamondback Energy, Inc. (FANG)	+40 %	+219 %	+142 %	+205 %	
8.2	20	Woodside Energy Group Ltd (WDS)	-25 %	+48 %	+9 %	-27 %	
4.4	8	Devon Energy Corporation (DVN)	-4 %	+103 %	+157 %	-14 %	
2.2	10	Halliburton Company (HAL)	-19 %	+71 %	+77 %	-46 %	
5.2	16	Pembina Pipeline Corporation (PBA)	+33 %	+44 %	+41 %	+48 %	
28.55		Ecopetrol S.A. (EC)	+21 %	+29 %	+19 %	-30 %	
0.6	42	Texas Pacific Land Corporation (TPL)	+32 %	+82 %	+308 %	+1319 %	
3.5	14	Coterra Energy Inc. (CTRA)	-11 %	+89 %	+83 %	-4 %	
1.6	11	Marathon Oil Corporation (MRO)	+10 %	+155 %	+135 %	-17 %	
2.0	21	EQT Corporation (EQT)	-24 %	+98 %	+170 %	-33 %	

7.3	16	 Plains All American Pipeline, L.P. (PAA)	+25 %	+127 %	+19 %	-36 %	
5.6	11	 Permian Resources Corporation (PR)	+22 %	+256 %	+239 %	-	
2.7	6	 Ovintiv Inc. (OVV)	-8 %	+95 %	+126 %	-51 %	
3.4	3	 APA Corporation (APA)	-32 %	+85 %	+47 %	-64 %	
3.1	24	 Chesapeake Energy Corporation (CHK)	-13 %	+60 %	-	-	
7.3	7	 Chord Energy Corporation (CHRD)	+4 %	+151 %	+6678 %	+374 %	
4.1	8	 HF Sinclair Corporation (DINO)	-12 %	+77 %	+23 %	+38 %	
0.6	26	 Woodward, Inc. (WWD)	+26 %	+36 %	+51 %	+216 %	
-	107	 Antero Resources Corporation (AR)	+1 %	+120 %	+644 %	-51 %	
5.0	16	 Viper Energy, Inc. (VNOM)	+78 %	+228 %	+125 %	+160 %	
-	-	 YPF Sociedad Anónima (YPF)	+47 %	+354 %	+122 %	-32 %	
-	-	 Chesapeake Energy Corporation (CHKEW)	-19 %	+118 %	-	-	
6.7	7	 Sunoco LP (SUN)	+29 %	+82 %	+171 %	+135 %	
-	-	 Chesapeake Energy Corporation (CHKEL)	-18 %	+147 %	-	-	
1.1	15	 Range Resources Corporation (RRC)	-5 %	+131 %	+595 %	-58 %	
1.4	7	 Matador Resources Company (MTRD)	-5 %	+112 %	+270 %	+123 %	
-	-	 Southwestern Energy Company (SWN)	-5 %	+48 %	+220 %	-84 %	
1.1	33	 Littelfuse, Inc. (LFUS)	+1 %	-4 %	+68 %	+208 %	
9.5	7	 Civitas Resources, Inc. (CIVI)	-13 %	+137 %	+253 %	-99 %	
3.2	10	 Murphy Oil Corporation (MUR)	-15 %	+92 %	+118 %	-13 %	
5.2	9	 Noble Corporation plc (NE)	-23 %	+81 %	-	-	
1.5	7	 SM Energy Company (SM)	+14 %	+183 %	+368 %	-37 %	
2.0	12	 Magnolia Oil & Gas Corporation (MGY)	+13 %	+91 %	+155 %	-	
8.4	11	 Sasol Limited (SSL)	-39 %	-38 %	-52 %	-82 %	
-	11	 Vista Energy, S.A.B. de C.V. (VIST)	+99 %	+1013 %	+709 %	-	
-	5	 Valaris Limited (VAL)	-15 %	+149 %	-	-	
-	-	 Transocean Ltd. (RIG)	-36 %	+67 %	+12 %	-85 %	
4.5	18	 Veren Inc. (VRN)	-7 %	+151 %	+171 %	-74 %	
2.7	6	 PBF Energy Inc. (PBF)	-20 %	+359 %	+76 %	+76 %	
-	9	 CNX Resources Corporation (CNX)	+20 %	+141 %	+247 %	-19 %	
4.3	7	 Northern Oil and Gas, Inc. (NOG)	-1 %	+169 %	+134 %	-74 %	
6.8	23	 Plains GP Holdings, L.P. (PAGP)	+29 %	+127 %	+22 %	-55 %	
3.5	61	 Patterson-UTI Energy, Inc. (PTEN)	-35 %	+36 %	+14 %	-67 %	
5.4	-	 Sitio Royalties Corp. (STR)	-2 %	+66 %	+39 %	-	
1.4	8	 Liberty Energy Inc. (LBRT)	+32 %	+120 %	+85 %	-	
3.1	22	 California Resources Corporation (CRC)	-6 %	+81 %	-	-	
4.8	10	 Helmerich & Payne, Inc. (HP)	-13 %	+51 %	+11 %	-44 %	
7.4	16	 Hess Midstream LP (HESM)	+38 %	+89 %	+192 %	-	

10.3	10		Black Stone Minerals, L.P. (BSM)	-4 %	+103 %	+68 %	-	
-	7		Seadrill Limited (SDRL)	-8 %	-	-	-	
2.0	27		MGE Energy, Inc. (MGEE)	+21 %	+15 %	+28 %	+170 %	
0.9	7		Alpha Metallurgical Resources, Inc. (AMR)	+24 %	+590 %	-	-	
-	-		Comstock Resources, Inc. (CRK)	-8 %	+107 %	+96 %	-91 %	
0.5	7		Warrior Met Coal, Inc. (HCC)	+51 %	+239 %	+219 %	-	
11.9	6		Alliance Resource Partners, L.P. (ARLP)	+35 %	+308 %	+146 %	+29 %	
-	4		Vital Energy, Inc. (VTLE)	-33 %	-11 %	-38 %	-92 %	
1.8	-		Baytex Energy Corp. (BTE)	-6 %	+123 %	+167 %	-91 %	
1.4	6		Peabody Energy Corporation (BTU)	+2 %	+71 %	+19 %	-	
5.1	7		CONSOL Energy Inc. (CEIX)	+14 %	+376 %	+469 %	-	
-	22		Oceaneering International, Inc. (OII)	+29 %	+133 %	+113 %	-57 %	
-	-		Bloom Energy Corporation (BE)	-20 %	-43 %	+115 %	-	
-	-		LandBridge Company LLC (LB)	-	-	-	-	
7.8	5		CVR Energy, Inc. (CVI)	-16 %	+191 %	+1 %	+31 %	
-	4		Gulfport Energy Corporation (GPOR)	+28 %	+121 %	-	-	
-	-		Expro Group Holdings N.V. (XPRO)	-8 %	+31 %	-23 %	-81 %	
-	9		Kosmos Energy Ltd. (KOS)	-34 %	+141 %	-21 %	-49 %	
3.4	9		Arch Resources, Inc. (ARCH)	-0 %	+141 %	+115 %	-	
-	170		Talos Energy Inc. (TALO)	-30 %	+23 %	-42 %	-	
0.6	16		Powell Industries, Inc. (POWL)	+120 %	+610 %	+417 %	+328 %	
4.1	-		Crescent Energy Company (CRGY)	-13 %	-	-	-	
1.1	13		HighPeak Energy, Inc. (HPK)	+10 %	+75 %	+54 %	-	
-	-		Plug Power Inc. (PLUG)	-74 %	-91 %	-1 %	-62 %	
18.2-	-		Mach Natural Resources LP (MNR)	-	-	-	-	
11.3	13		Delek Logistics Partners, LP (DKL)	+10 %	+28 %	+112 %	+149 %	
-	-		NET Power Inc. (NPWR)	-43 %	-14 %	-	-	
4.5	-		Genesis Energy, L.P. (GEL)	+55 %	+97 %	-7 %	-46 %	