














































































































































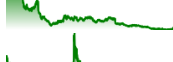



## Aktien im Bereich

# Nicht-zyklische Konsumgüter

Top 100 Unternehmen (NASDAQ) sortiert nach Market-Cap

Div.	KGV		Kursentwicklung 1J, 3J, 5J, 10J				Chart 10 J
2.8	28	The Coca-Cola Company (KO)	+18 %	+32 %	+48 %	+130 %	
3.1	25	PepsiCo, Inc. (PEP)	-0 %	+19 %	+50 %	+151 %	
1.9	25	Fomento Económico Mexicano, S.A.B... (FMX)	+1 %	+39 %	+44 %	+41 %	
0.6	17	Sony Group Corporation (SONY)	+10 %	-8 %	+62 %	+378 %	
1.4	21	Anheuser-Busch InBev SA/NV (BUD)	+11 %	+3 %	-32 %	-31 %	
2.7	24	Mondelez International, Inc. (MDLZ)	+1 %	+17 %	+44 %	+138 %	
4.6	10	CVS Health Corporation (CVS)	-9 %	-26 %	+10 %	-5 %	
3.2	19	Diageo plc (DEO)	-21 %	-31 %	-15 %	+39 %	
2.4	23	Keurig Dr Pepper Inc. (KDP)	+8 %	+10 %	+42 %	+351 %	
-	29	Monster Beverage Corporation (MNST)	-18 %	-4 %	+62 %	+215 %	
1.7	18	Constellation Brands, Inc. (STZ)	-3 %	+20 %	+31 %	+217 %	
4.6	22	The Kraft Heinz Company (KHC)	+8 %	+4 %	+70 %	-	
2.8	21	The Hershey Company (HSY)	-9 %	+14 %	+37 %	+166 %	
3.5	16	General Mills, Inc. (GIS)	+2 %	+25 %	+47 %	+82 %	
2.4	18	The Kroger Co. (KR)	+17 %	+25 %	+158 %	+155 %	
6.3	14	Ambev S.A. (ABEV)	-11 %	-10 %	-38 %	-53 %	
1.3	43	Corteva, Inc. (CTVA)	+8 %	+23 %	+88 %	-	
2.7	20	Coca-Cola Europacific Partners PLC (CCEP)	+27 %	+45 %	+60 %	+188 %	
3.4	12	Archer-Daniels-Midland Company (ADM)	-27 %	+3 %	+78 %	+56 %	
2.8	32	Kellanova (K)	+45 %	+42 %	+59 %	+86 %	
3.2	-	Tyson Foods, Inc. (TSN)	+20 %	-15 %	-18 %	+105 %	
2.2	28	McCormick & Company, Incorporated (MKC)	-7 %	-7 %	-0 %	+167 %	
1.9	84	Coca-Cola FEMSA, S.A.B. de C.V. (KOF)	+10 %	+74 %	+92 %	+13 %	
3.5	23	Hormel Foods Corporation (HRL)	-15 %	-26 %	-11 %	+69 %	
3.0	20	Campbell Soup Company Common Stock (CPB)	+20 %	+23 %	+33 %	+50 %	
4.6	42	Conagra Brands, Inc. (CAG)	+7 %	+1 %	+21 %	+66 %	
2.8	11	Bunge Global SA (BG)	-11 %	+32 %	+101 %	+52 %	

3.6	17	 The J. M. Smucker Company (SJM)	-13 %	-4 %	+19 %	+52 %	
2.3	11	 Albertsons Companies, Inc. (ACI)	-2 %	+0 %	-	-	
0.2	23	 Coca-Cola Consolidated, Inc. (COKE)	+87 %	+220 %	+256 %	+1682 %	
3.3	10	 Molson Coors Beverage Company (TAP)	-11 %	+18 %	+15 %	-11 %	
-	14	 Pilgrim's Pride Corporation (PPC)	+70 %	+56 %	+49 %	+89 %	
-	31	 Sprouts Farmers Market, Inc. (SFM)	+163 %	+298 %	+448 %	+231 %	
9.2	-	 Walgreens Boots Alliance, Inc. (WBA)	-57 %	-74 %	-73 %	-75 %	
-	40	 Celsius Holdings, Inc. (CELH)	-29 %	+83 %	+2883 %	+18440 %	
2.4	12	 Lamb Weston Holdings, Inc. (LW)	-34 %	-4 %	-7 %	-	
2.4	13	 Ingredion Incorporated (INGR)	+37 %	+63 %	+98 %	+116 %	
-	15	 BRF S.A. (BRFS)	+121 %	+4 %	-52 %	-82 %	
-	33	 BellRing Brands, Inc. (BRBR)	+46 %	+72 %	-	-	
-	21	 Post Holdings, Inc. (POST)	+30 %	+49 %	+79 %	+368 %	
-	254	 Freshpet, Inc. (FRPT)	+67 %	+2 %	+218 %	-	
-	17	 Darling Ingredients Inc. (DAR)	-36 %	-47 %	+109 %	+104 %	
1.8	41	 Lancaster Colony Corporation (LANC)	+11 %	+11 %	+38 %	+167 %	
4.2	37	 Flowers Foods, Inc. (FLO)	-2 %	+0 %	+17 %	+65 %	
-	24	 National Beverage Corp. (FIZZ)	-9 %	+23 %	+156 %	+536 %	
1.6	45	 Primo Water Corporation (PRMW)	+50 %	+38 %	+93 %	+249 %	
2.7	12	 Cal-Maine Foods, Inc. (CALM)	+55 %	+129 %	+90 %	+129 %	
1.8	38	 J&J Snack Foods Corp. (JJSF)	+7 %	+10 %	-4 %	+109 %	
-	37	 The Boston Beer Company, Inc. (SAM)	-24 %	-55 %	-33 %	+23 %	
-	23	 The Simply Good Foods Company (SMPL)	-6 %	-7 %	+22 %	-	
-	-	 BBB Foods Inc. (TBBB)	-	-	-	-	
3.3	13	 Nomad Foods Limited (NOMD)	+4 %	-32 %	-11 %	-	
0.7	21	 Sendas Distribuidora S.A. (ASAI)	-29 %	-41 %	-	-	
1.4	422	 Utz Brands, Inc. (UTZ)	+15 %	-2 %	+74 %	-	
-	159	 VIZIO Holding Corp. (VZIO)	+81 %	-44 %	-	-	
3.5	18	 Compañía Cervecerías Unidas S.A. (CCU)	-23 %	-33 %	-37 %	-23 %	
-	-	 TreeHouse Foods, Inc. (THS)	-16 %	+1 %	-23 %	-51 %	
1.3	21	 Tootsie Roll Industries, Inc. (TR)	-10 %	-7 %	-12 %	+40 %	
0.5	20	 MGP Ingredients, Inc. (MGPI)	-26 %	+41 %	+87 %	+698 %	
1.4	-	 Krispy Kreme, Inc. (DNUT)	-13 %	-19 %	-	-	
-	35	 Grocery Outlet Holding Corp. (GO)	-43 %	-30 %	-56 %	-	
2.1	19	 Weis Markets, Inc. (WMK)	-1 %	+24 %	+88 %	+95 %	
-	-	 Knowles Corporation (KN)	+7 %	-10 %	-13 %	-44 %	
2.1	8	 Dole plc (DOLE)	+17 %	+6 %	-	-	
-	27	 The Vita Coco Company, Inc. (COCO)	-3 %	-	-	-	

3.8	12	 WK Kellogg Co (KLG)	-	-	-	-	
-	-	 Sonos, Inc. (SONO)	-16 %	-70 %	-14 %	-	
0.9	9	 Ingles Markets, Incorporated (IMKTA)	-11 %	+14 %	+112 %	+233 %	
-	29	 Vital Farms, Inc. (VITL)	+159 %	+73 %	-	-	
3.6	-	 Fresh Del Monte Produce Inc. (FDP)	+7 %	-6 %	+19 %	+4 %	
-	-	 Arlo Technologies, Inc. (ARLO)	+19 %	+117 %	+310 %	-	
2.9	6	 Adecoagro S.A. (AGRO)	+25 %	+36 %	+109 %	+29 %	
0.9	18	 John B. Sanfilippo & Son, Inc. (JBSS)	-0 %	+24 %	+52 %	+466 %	
-	12	 The Duckhorn Portfolio, Inc. (NAPA)	-47 %	-67 %	-	-	
-	-	 BRC Inc. (BRCC)	-2 %	-	-	-	
-	-	 Westrock Coffee Company (WEST)	-18 %	-	-	-	
1.8	25	 Arko Corp. (ARKO)	-19 %	-18 %	-32 %	-	
-	42	 Mission Produce, Inc. (AVO)	-2 %	-47 %	-	-	
9.0	-	 B&G Foods, Inc. (BGS)	-27 %	-66 %	-37 %	-46 %	
-	-	 The Hain Celestial Group, Inc. (HAIN)	-44 %	-84 %	-69 %	-85 %	
1.7	18	 Natural Grocers by Vitamin Cottage... (NGVC)	+106 %	+138 %	+251 %	+81 %	
-	-	 Oatly Group AB (OTLY)	-30 %	-94 %	-	-	
13.8	11	 BrasilAgro - Companhia Brasileira ... (LND)	+11 %	+39 %	+82 %	+81 %	
-	8	 Seneca Foods Corporation (SENEA)	+25 %	+24 %	+135 %	+103 %	
3.5	8	 Village Super Market, Inc. (VLGEA)	+26 %	+43 %	+40 %	+106 %	
-	-	 Beyond Meat, Inc. (BYND)	-49 %	-95 %	-96 %	-	
-	8	 Seneca Foods Corporation (SENEB)	+17 %	+12 %	+129 %	+89 %	
1.4	-	 Limoneira Company (LMNR)	+42 %	+32 %	+20 %	+8 %	
3.0	11	 Weyco Group, Inc. (WEYS)	+29 %	+53 %	+71 %	+77 %	
-	-	 Forafric Global PLC (AFRI)	+2 %	+12 %	-	-	
-	58	 Mama's Creations, Inc. (MAMA)	+151 %	+216 %	-	-	
-	21	 Lifeway Foods, Inc. (LWAY)	+117 %	+219 %	+600 %	+39 %	
35.8	7	 Medifast, Inc. (MED)	-78 %	-91 %	-78 %	-14 %	
-	-	 Borealis Foods Inc. (BRLS)	-26 %	-	-	-	
-	19	 Sow Good Inc. (SOWG)	+208 %	+139 %	+156 %	-93 %	
-	-	 Genasys Inc. (GNSS)	-16 %	-47 %	-24 %	-14 %	
-	-	 Universal Electronics Inc. (UEIC)	-4 %	-82 %	-80 %	-84 %	
-	-	 Zevia PBC (ZVIA)	-54 %	-90 %	-	-	
-	-	 111, Inc. (YI)	-67 %	-82 %	-66 %	-	