


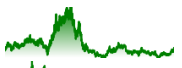























































































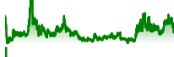





































## Aktien im Bereich

# Rohstoffe

Top 100 Unternehmen (NASDAQ) sortiert nach Market-Cap

Div.	KGV			Kursentwicklung 1J, 3J, 5J, 10J				Chart 10 J
2.3	30	Southern Copper Corporation (SCCO)	+35 %	+92 %	+331 %	+362 %		
6.9	9	Rio Tinto Group (RIO)	+10 %	+1 %	+90 %	+128 %		
1.4	33	Freeport-McMoRan Inc. (FCX)	+11 %	+31 %	+397 %	+35 %		
2.0	-	Newmont Corporation (NEM)	+34 %	-4 %	+54 %	+134 %		
17.45		Vale S.A. (VALE)	-8 %	-31 %	+50 %	+34 %		
2.0	69	Agnico Eagle Mines Limited (AEM)	+77 %	+50 %	+55 %	+142 %		
2.1	23	Barrick Gold Corporation (GOLD)	+29 %	+9 %	+24 %	+25 %		
1.1	47	Wheaton Precious Metals Corp. (WPM)	+45 %	+39 %	+139 %	+168 %		
1.2	-	Franco-Nevada Corporation (FNV)	-9 %	-18 %	+38 %	+136 %		
0.2	94	Cameco Corporation (CCJ)	+19 %	+153 %	+377 %	+124 %		
4.0	36	International Paper Company (IP)	+44 %	-3 %	+59 %	+60 %		
2.7	21	Gold Fields Limited (GFI)	+51 %	+108 %	+260 %	+402 %		
1.5	117	AngloGold Ashanti plc (AU)	+93 %	+104 %	+68 %	+101 %		
5.8	250	Suzano S.A. (SUZ)	+1 %	-0 %	+39 %	+175 %		
1.4	23	Kinross Gold Corporation (KGC)	+100 %	+66 %	+114 %	+149 %		
1.2	22	Fortune Brands Innovations, Inc. (FBIN)	+17 %	-6 %	+89 %	+140 %		
0.5	38	Alamos Gold Inc. (AGI)	+73 %	+162 %	+189 %	+121 %		
2.0	-	Pan American Silver Corp. (PAAS)	+36 %	-14 %	+36 %	+69 %		
1.1	15	UFP Industries, Inc. (UFPI)	+22 %	+66 %	+214 %	+712 %		
-	26	Trex Company, Inc. (TREX)	-7 %	-39 %	+47 %	+583 %		
1.5	50	West Fraser Timber Co. Ltd. (WFG)	+14 %	+27 %	+152 %	+92 %		
1.1	15	Louisiana-Pacific Corporation (LPX)	+58 %	+75 %	+343 %	+620 %		
1.2	13	Harmony Gold Mining Company Limited (HMY)	+206 %	+202 %	+281 %	+292 %		
-	140	Cleveland-Cliffs Inc. (CLF)	-15 %	-49 %	+55 %	-19 %		
-	14	Atlas Corp. (ATCOL)	+12 %	+13 %	-	-		
0.5	36	Compañía de Minas Buenaventura S.A.A. (BVN)	+89 %	+104 %	+3 %	+15 %		
-	20	Eldorado Gold Corporation (EGO)	+102 %	+111 %	+106 %	-57 %		
6.2	-	B2Gold Corp. (BTG)	-6 %	-19 %	-7 %	+27 %		
-	50	NexGen Energy Ltd. (NXE)	+25 %	+56 %	+385 %	+1390 %		
1.1	-	Osisko Gold Royalties Ltd (OR)	+32 %	+46 %	+53 %	-		
2.4	14	Sylvamo Corporation (SLVM)	+104 %	-	-	-		
0.2	29	Hudbay Minerals Inc. (HBM)	+65 %	+30 %	+140 %	-22 %		
7.7	-	Sibanye Stillwater Limited (SBSW)	-30 %	-70 %	+4 %	-37 %		

-	21	 IAMGOLD Corporation (IAG)	+134 %	+115 %	+55 %	+27 %	
-	-	 Coeur Mining, Inc. (CDE)	+143 %	-8 %	+24 %	-25 %	
-	9	 Equinox Gold Corp. (EQX)	+22 %	-12 %	-2 %	-	
-	-	 Ero Copper Corp. (ERO)	+1 %	+8 %	+29 %	-	
-	-	 New Gold Inc. (NGD)	+164 %	+135 %	+119 %	-60 %	
-	-	 Uranium Energy Corp. (UEC)	+31 %	+142 %	+451 %	+198 %	
-	-	 MP Materials Corp. (MP)	-44 %	-64 %	-	-	
0.3	-	 First Majestic Silver Corp. (AG)	-5 %	-54 %	-44 %	-43 %	
-	247	 Seabridge Gold Inc. (SA)	+54 %	-1 %	+31 %	+61 %	
-	-	 NovaGold Resources Inc. (NG)	+11 %	-37 %	-33 %	+21 %	
2.9	12	 Centerra Gold Inc. (CGAU)	+35 %	+11 %	-5 %	+52 %	
-	13	 American Woodmark Corporation (AMWD)	+30 %	+20 %	+25 %	+155 %	
-	31	 Denison Mines Corp. (DNN)	+19 %	+54 %	+263 %	+16 %	
-	22	 MAG Silver Corp. (MAG)	+19 %	-28 %	+13 %	+44 %	
-	-	 Orla Mining Ltd. (ORLA)	-8 %	+11 %	+233 %	-	
-	12	 SilverCrest Metals Inc. (SILV)	+77 %	+11 %	+59 %	-	
-	-	 JELD-WEN Holding, Inc. (JELD)	-5 %	-50 %	-20 %	-	
-	90	 Sigma Lithium Corporation (SGML)	-71 %	+32 %	+491 %	-	
2.2	-	 Mativ Holdings, Inc. (MATV)	+8 %	-44 %	-34 %	-32 %	
-	-	 Nova Minerals Limited (NVA)	-	-	-	-	
-	-	 Nexa Resources S.A. (NEXA)	+32 %	-1 %	-3 %	-	
-	-	 Skeena Resources Limited (SKE)	+81 %	-25 %	+598 %	+101 %	
-	-	 Metals Acquisition Limited (MTAL)	+3 %	-	-	-	
-	-	 Ivanhoe Electric Inc. (IE)	-50 %	-	-	-	
1.1	14	 Ferroglobe PLC (GSM)	-19 %	-21 %	+257 %	-75 %	
-	31	 Gatos Silver, Inc. (GATO)	+196 %	-3 %	-	-	
4.8	12	 DRDGOLD Limited (DRD)	+13 %	+20 %	+223 %	+461 %	
-	-	 Critical Metals Corp. (CRML)	-7 %	-	-	-	
0.8	13	 Silvercorp Metals Inc. (SVM)	+45 %	-9 %	+3 %	-	
0.8	10	 Koppers Holdings Inc. (KOP)	-3 %	+25 %	+36 %	+7 %	
-	-	 Endeavour Silver Corp. (EXK)	+9 %	-30 %	+26 %	-47 %	
-	19	 Taseko Mines Limited (TGB)	+81 %	+44 %	+452 %	+4 %	
-	-	 enCore Energy Corp. (EU)	+46 %	+19 %	+1271 %	+1271 %	
-	13	 Clearwater Paper Corporation (CLW)	-8 %	+4 %	+98 %	-52 %	
-	-	 Perpetua Resources Corp. (PPTA)	+204 %	+56 %	-	-	
-	-	 New Found Gold Corp. (NFGC)	-38 %	-66 %	-	-	
-	-	 Lifezone Metals Limited (LZM)	-47 %	-	-	-	
-	-	 Rayonier Advanced Materials Inc. (RYAM)	+156 %	+18 %	+148 %	-75 %	

-	5	 McEwen Mining Inc. (MUX)	+34 %	-13 %	-47 %	-67 %	
-	-	 Vizsla Silver Corp. (VZLA)	+96 %	-	-	-	
-	-	 i-80 Gold Corp. (IAUX)	-40 %	-44 %	-	-	
4.8	-	 Mercer International Inc. (MERC)	-24 %	-39 %	-36 %	-17 %	
-	-	 Lithium Americas Corp. (LAC)	-	-	-	-	
-	-	 Ur-Energy Inc. (URG)	-6 %	+2 %	+89 %	-5 %	
-	-	 TMC the metals company Inc. (TMC)	-8 %	-	-	-	
-	-	 IperionX Limited (IPX)	+106 %	-	-	-	
-	-	 Metalla Royalty & Streaming Ltd. (MTA)	-35 %	-64 %	-21 %	+323 %	
-	-	 Contango Ore, Inc. (CTGO)	+14 %	+6 %	+19 %	+124 %	
-	-	 New Pacific Metals Corp. (NEWP)	-41 %	-58 %	-30 %	+475 %	
-	-	 Western Copper and Gold Corporation (WRN)	-16 %	-31 %	+72 %	+59 %	
5.0	19	 Caledonia Mining Corporation Plc (CMCL)	+15 %	+5 %	+140 %	+213 %	
-	-	 Gold Royalty Corp. (GROY)	-11 %	-70 %	-	-	
-	-	 Dakota Gold Corp. (DC)	-29 %	-	-	-	
-	-	 EMX Royalty Corporation (EMX)	-2 %	-40 %	+20 %	+118 %	
-	-	 Osisko Development Corp. (ODV)	-38 %	-84 %	-75 %	-96 %	
-	-	 Nouveau Monde Graphite Inc. (NMG)	-38 %	-74 %	-	-	
-	-	 Northern Dynasty Minerals Ltd. (NAK)	+35 %	-8 %	-51 %	-53 %	
-	-	 GoldMining Inc. (GLDG)	-6 %	-28 %	-10 %	-1 %	
-	-	 Platinum Group Metals Ltd. (PLG)	+12 %	-52 %	+12 %	-99 %	
1.8	266	 Vox Royalty Corp. (VOXR)	+36 %	+22 %	-	-	
-	25	 Idaho Strategic Resources, Inc. (IDR)	+87 %	+140 %	+324 %	+500 %	
-	-	 TRX Gold Corporation (TRX)	-7 %	+0 %	-53 %	-83 %	
-	-	 American Lithium Corp. (AMLI)	-65 %	-68 %	+291 %	-	